



# DRUPAL COMMERCE

## Tech Talks

# Introduction



**Nick Vahalik**

Technical Sales Engineer

@nvahalik

[nick.vahalik@commerceguys.com](mailto:nick.vahalik@commerceguys.com)

# Tech Talks

- March: Digital Commerce
- **April: Bundles**
- May: Billy
- June: Backoffice
- July: TBD

# Commerce Bundles



# Structural Overview



# What is Commerce Bundles?

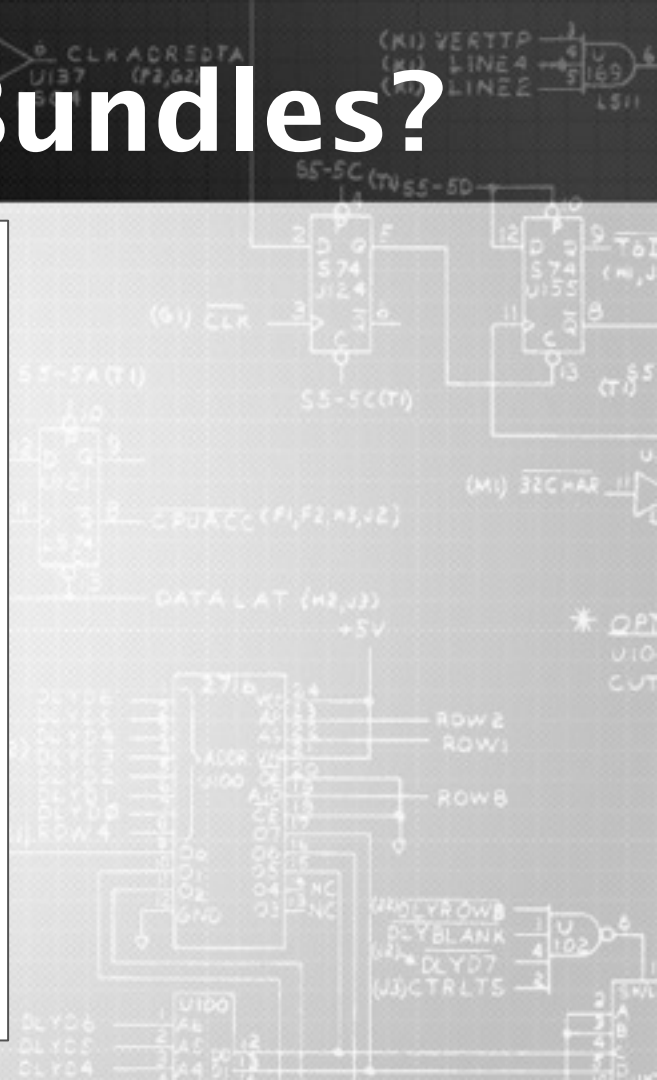
## Commerce Bundle Display (Node)

Commerce Product: Bundle Group

Bundle Item	Bundle Item	Bundle Item	Bundle Item
SKU	SKU	SKU	SKU

Commerce Product: Bundle Group

Bundle Item	Bundle Item	Bundle Item	Bundle Item
SKU	SKU	SKU	SKU
Bundle Item	Bundle Item	Bundle Item	Bundle Item
SKU	SKU	SKU	SKU




# Commerce Bundle Display

**1 x Hat Bundle Group**  
Hat 2  
**Color:** Black  
**Size:** One Size

**1 x Hoodie Bundle Group**  
**Color:** Gray   
**Pink:**   
**Size:** Small

Total Bundle Price \$25.00  
Quantity:

**Add to cart** 

+ Body	body	Long text and summary
+ Bundled Product References	field_bundled_product_references	Product reference
+ Collection	field_collection	Term reference

+ Bundled Product References

<Hidden>

# Product Bundle Group

Label	Macro
+ Product SKU	sku
+ Title	title_f
+ Group Price	compr
+ Unit Quantity	compr
+ Bundle Items	compr
+ Status	status

**Title \***

  
**Group Price**  
 USD  
**Unit Quantity \***

Add new bundle item

**Product \***

  
**Price**  
 USD  
**Status \***

Active  
 Disabled

Create bundle item

**Status \***

Active  
 Disabled

Widget
Text field
Price with currency
Text field
Inline entity form - Multiple values



# Product Bundle Item

**Product \***

**Price**

 USD

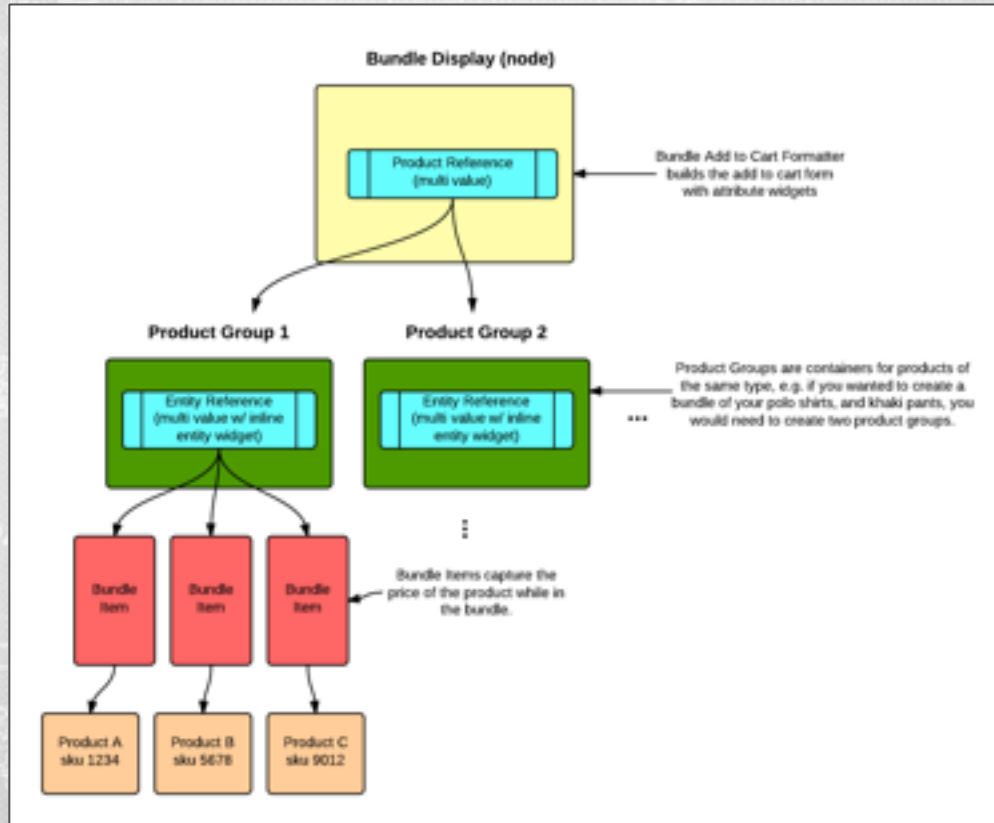
**Status \***

Active

Disabled

[Create bundle item](#)

# Structure Overview & Recap





# Bundles In The House! Cart

Any questions?

# What about the Cart?

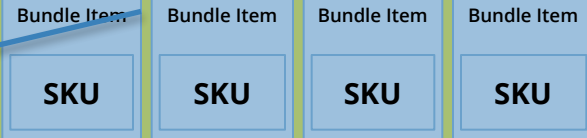
## SHOPPING CART

	PRICE	QUANTITY	
<a href="#">View product</a>		<input type="text" value="1"/>	
 <b>SKU:</b> HAT2-BLK-OS <b>Size:</b> One Size <b>Color:</b> Black <a href="#">View product</a>	\$10.00	<input type="text" value="1"/>	
 <b>SKU:</b> SWT1-GRY-SM <b>Size:</b> Small <b>Color:</b> Gray <a href="#">View product</a>	\$15.00	<input type="text" value="1"/>	

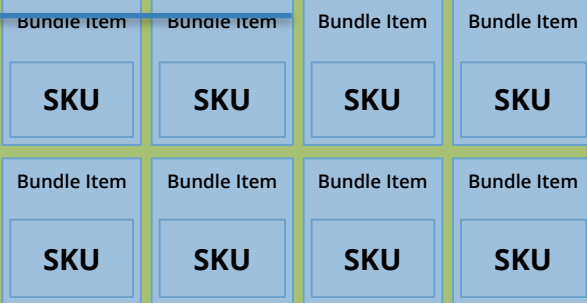
Order total

Bundle Display (Node)



Commerce Product: Bundle Group



Commerce Product: Bundle Group

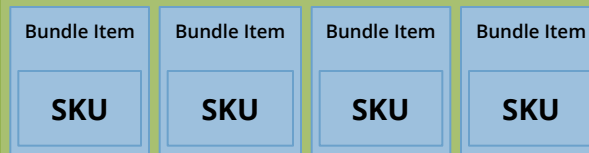


# What about the Cart?

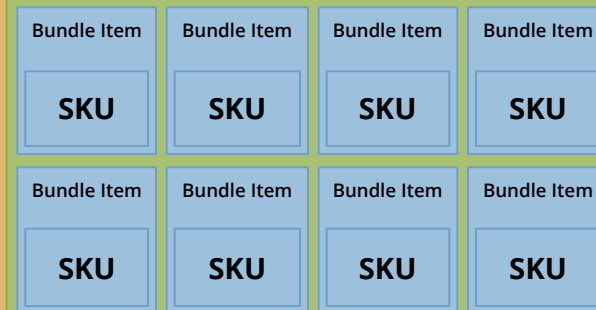
SHOPPING CART				
	PRICE	QUANTITY	REMOVE	TOTAL
<a href="#">View product</a>		<input type="text" value="1"/>	<a href="#">Remove Bundle</a>	
 SKU: HAT2-BLK-OS Size: One Size Color: Black <a href="#">View product</a>	\$10.00	<input type="text" value="1"/>		\$10.00
 SKU: SWT1-GRY-SM Size: Small Color: Gray <a href="#">View product</a>	\$15.00	<input type="text" value="1"/>		\$15.00
<b>Order total</b>				<b>\$25.00</b>

Commerce Bundle Display (Node)

Commerce Product: Bundle Group



Commerce Product: Bundle Group



Add to Cart Theme Info

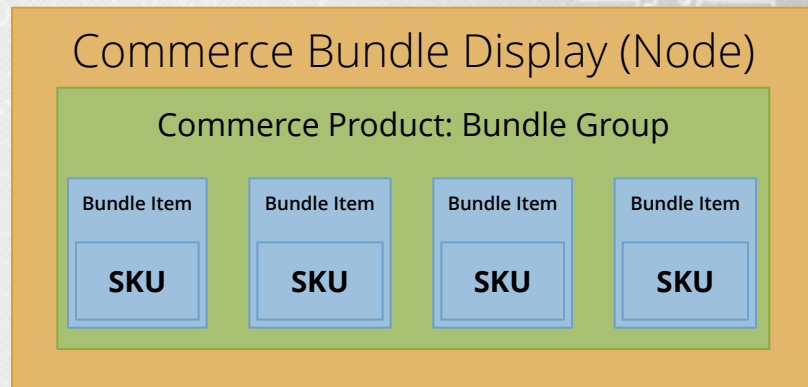
# Layers Upon Layers Upon

**1 x Hat Bundle Group**  
Hat 2  
Color: Black  
Size: One Size

**1 x Hoodie Bundle Group**  
Color: Gray   
Pink:   
Size: Small

Total Bundle Price \$25.00  
Quantity:

[Add to cart](#)



⊕ Bundled Product References

<Hidden>  Bundle Add to Cart form

# Layers Upon Layers Upon

**1 x Hat Bundle Group**  
Hat 2  
Color: Black  
Size: One Size

**1 x Hoodie Bundle Group**  
Color: Gray   
Pink:   
Size: Small

Total Bundle Price \$25.00  
Quantity:

**Add to cart**



**Custom display settings**

Use custom display settings for the following view modes

- Admin display
- Add to cart confirmation view
- Commerce Bundle: Add to cart form
- Tokens



# Demo

Sweet demo goodness

# Product Bundle Item Selector

## FORMAT

Format: [Entity Reference list](#) | [Settings](#)

Show: [Inline fields](#) | [Settings](#)

## FIELDS

Add ▾

Commerce Product: Product ID (Product ID)

Commerce Product: SKU (SKU)

Commerce Product: Title

Global: Custom text

## FILTER CRITERIA

Add ▾

Commerce Product: Type (<> Bundle Group)

## SORT CRITERIA

Add

# Ah, Commerce Kickstart

```
164  /**
165  * I
166  */
167  func
168  Srou
169  //
170  if
181  ...
182
183  ...
184
185
186  ...
187  ...
188  ...
189  }
```

## Products

Home ▶ Administration ▶ Products ▶ Actions ▶ Manage products

Filter by

[+ Add product](#) [+ Add Variation](#)

<input type="checkbox"/>	Title
<input type="checkbox"/>	"The guy" Hoodie Made well, Sweatshirts, To wear, Unisex



Demo

No, really.



# Rules to the Rescue!

## Copy into Bundle

Machine name: rules\_create\_a\_bundle\_from\_a\_node  
Parameter: Node (node)

## Create Bundle from a Product Display

Machine name: rules\_copy\_product\_to\_a\_bunde  
Parameter: Node as passed (orig\_pbd)

## Create Bundle Item from Product

Machine name: rules\_create\_bundle\_item\_from\_product  
Parameter: Product (orig\_product)  
Provides variables: Bundle Item ID (pbi\_int)

# Rules to the Rescue!

Commerce Guys Laptop Bag  
Foursquare, Laptop Bags, To carry, To geek out, Unisex

**Drupal Commerce iPhone Case**  
iPhone Cases, iSleeve, To geek out, Unisex

Bulk operations  
Create a bundle from a node  
Delete product

Apply

In Case You Thought I  
was Joking



# Linkfest

- Commerce Bundle:  
[dgo.to/commerce\\_bundle](https://dgo.to/commerce_bundle)
- Commerce Bundle Docs:  
[dgo.to/commerce\\_bundle/docs](https://dgo.to/commerce_bundle/docs)
- Rules Automation Exports  
<https://gist.github.com/nvahalik/11242500>
- View Export  
<https://gist.github.com/nvahalik/11242391>



# The End

## Questions?

@nvahalik

[nick.vahalik@commerceguys.com](mailto:nick.vahalik@commerceguys.com)